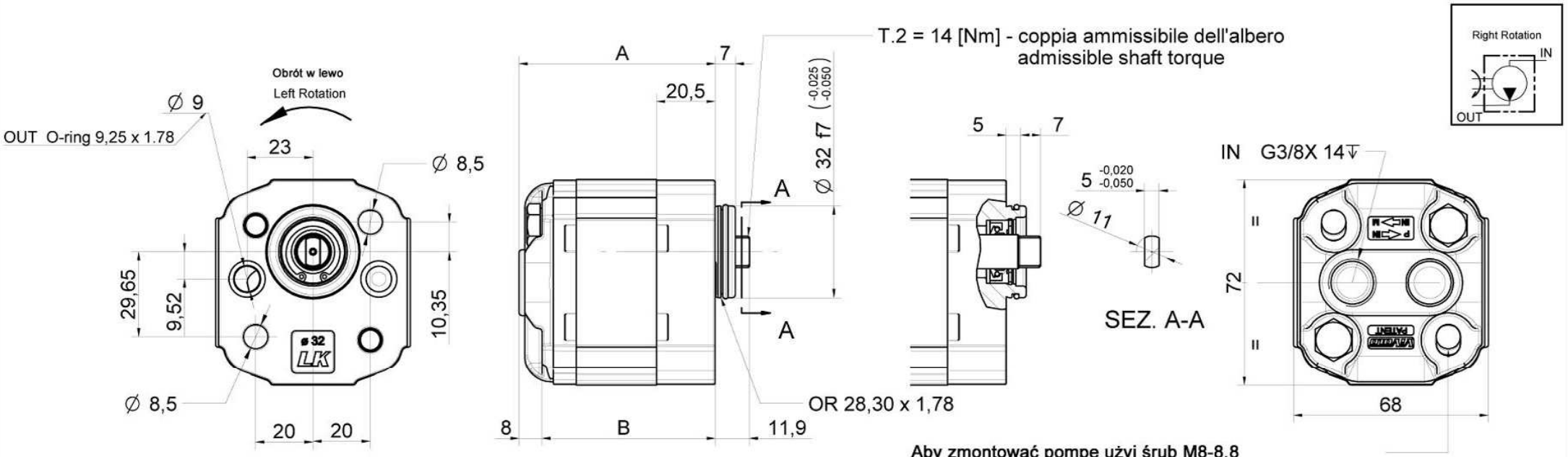

Aby zmontować pompę użyj śrub M8-8.8
Śrubę M8 przykręć z siłą 24,5 - 29,4 N.m

TO FIX THE PUMP USE BOLTS M8 – 8.8
24,5 ÷ 29.4 N.m screw tightening torque M8

TIPO TYPE	Cilindrata cm3/giro Displacement cm3/reK	A	B	Pressione massima di esercizio [bar] Max. working Pressure P1*	Velocita' Max. giri/min Max. Speed rpm	Velocita' Min. giri/min Min. Speed rpm	Codice / Code : Rotazione Sinistra - *Left Rotation*	Codice / Code : Rotazione Destra - *Right Rotation*
LK 1P/0.9	0,91	58	50	240	4000	700	B1P 16 43 H ZZ B	B1P 16 44 H ZZ B
LK 1P/1.2	1,17	59	51	250	4000	700	B1P 17 43 H ZZ B	B1P 17 44 H ZZ B
LK 1P/1.7	1,56	60,5	52,5	250	4000	700	B1P 18 43 H ZZ B	B1P 18 44 H ZZ B
LK 1P/2.2	2,08	62,5	54,5	250	4000	700	B1P 20 43 H ZZ B	B1P 20 44 H ZZ B
LK 1P/2.6	2,6	64,5	56,5	250	4000	700	B1P 21 43 H ZZ B	B1P 21 44 H ZZ B
LK 1P/3.2	3,12	66,5	58,5	220*	4000	700	B1P 23 43 H ZZ B	B1P 23 44 H ZZ B
LK 1P/3.8	3,64	68,5	60,5	180*	4000	700	B1P 25 43 H ZZ B	B1P 25 44 H ZZ B
LK 1P/4.3	4,16	70,5	62,5	130*	4000	700	B1P 27 43 H ZZ B	B1P 27 44 H ZZ B
LK 1P/5.9	5,85	77	69	115*	3500	700	B1P 31 43 H ZZ B	B1P 31 44 H ZZ B
LK 1P/7,8	7,54	83,5	75,5	85*	3500	700	B1P 34 43 H ZZ B	B1P 34 44 H ZZ B

Sprawność Wolumetryczna
Volumetric output approximate curve

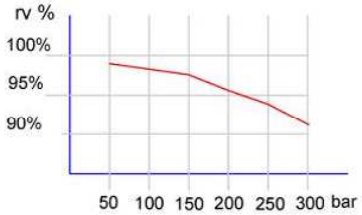

Oil temperature: 40°C
Oil HLP DIN 51 524 68 cSt

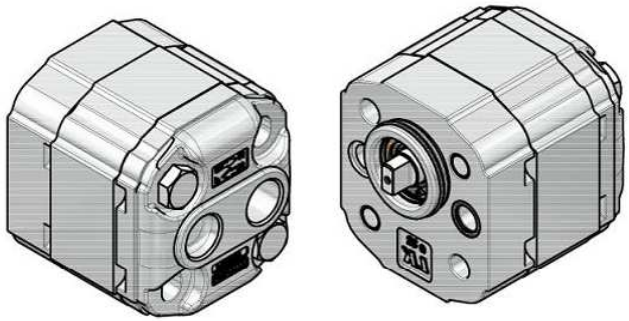

*** UWAGA: MAKSYMALNE CIŚNIENIE JEST OGRANICZONE WYTRZYMAŁOŚCIĄ WAŁU**
*** ATTENTION: THE PRESSURES ARE LIMITED BY THE ALLOWED SHAFT TORQUE**

LINIA "LITTLE KUMA"
LINEA "LITTLE KUMA"

VIVOIL OLEODINAMICA VIVOLO s.r.l
Società a Socio Unico
www.vivoil.com
BUDRIO (BOLOGNA) ITALY
Tel +39 051.803689 Fax +39 051.800061

Pompa jednostronnego działania - seria "LK" typ BH flansza Ø32 płetwa; wejście w pokrywie tylnej; wyjście w pokrywie przedniej

Unidirectional pump series "LK" type BH flange ø32 Milled shank shaft Inlet in the cover outlet in the flange

Data - Emissione 01/07/2010 - -

Disegno: **B1P--43HZZB**

23/09/2010 qualielmoP:\database\0PRG\PRG-76-POMPA ECONOMICA\DOCUMENTI\SCHEDE COMMERCIALI\B1P--43HZZB.dft